

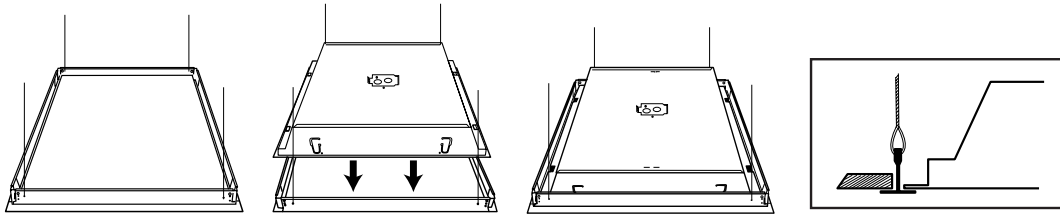
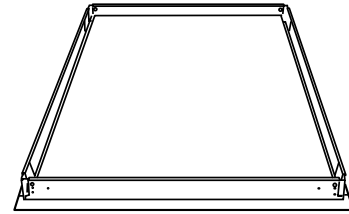
FK

FLANGE KIT:

- Flange kit used in the field to convert a standard grid troffer to a flanged troffer.
- Side and end rails are extruded aluminum finished in white powder coating. Corner clips are zinc plated steel.
- For any Utopia Lighting recessed troffer or parabolic suitable for installation in 15/16" inverted T-bar grid, in a drywall or plaster ceiling.
- Easily install without the use of tools. Smooth edges for easy handling.

INSTALLATION:

- Cut ceiling opening to proper dimensions. Ceiling opening required is nominal width and length plus 3/8".
- Slip fit (snap-lock) corner clips into side and end rails.
- Place assembled Flange Kit in ceiling opening and wire support each corner to ceiling structure. (at four corners as shown)
- Pull up tight against ceiling.
- Place grid trim troffer in flange kit.



Flange Kit in ceiling opening and wire support each corner to ceiling structure. (at four corners as shown)

CEILING OPENING

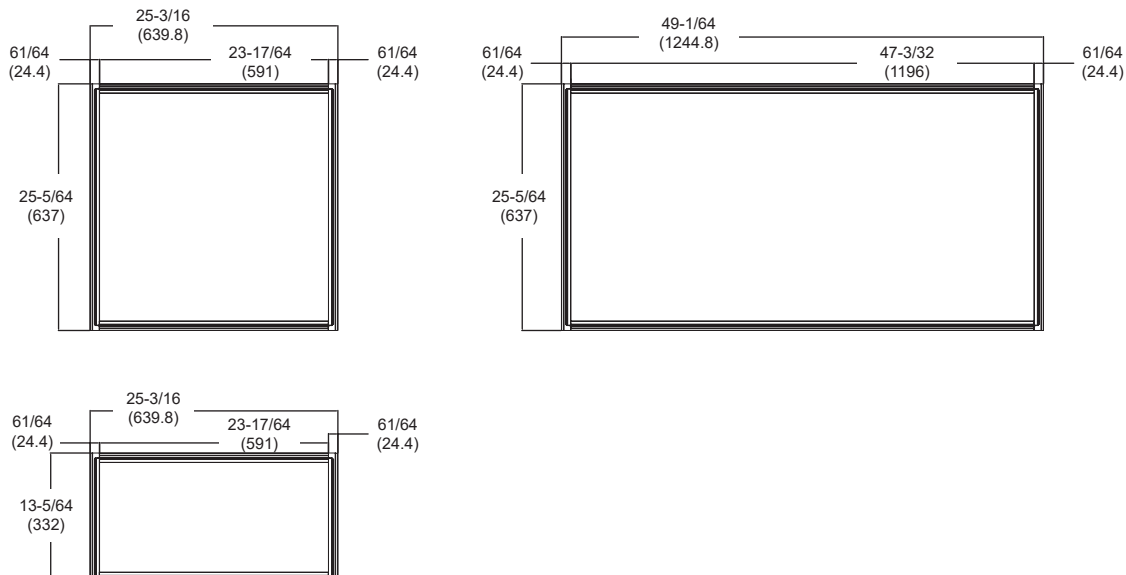
Series	Size	Width	Length
FK	1' x 2'	12-3/16" (309mm)	24-1/4" (616mm)
	1' x 4'	12-3/16" (309mm)	48-1/4" (1225mm)
	2' x 2'	24-3/16" (614mm)	24-5/16" (617mm)
	2' x 4'	24-3/16" (614mm)	48-1/4" (1225mm)

OVERALL FLANGE KIT

Series	Size	Width	Length
FK	1' x 2'	13-5/64" (332mm)	25-3/16" (639.8mm)
	1' x 4'	13-5/64" (332mm)	49-1/64" (1244.8mm)
	2' x 2'	25-5/64" (637mm)	25-3/16" (639.8mm)
	2' x 4'	25-5/64" (637mm)	49-1/64" (1244.8mm)

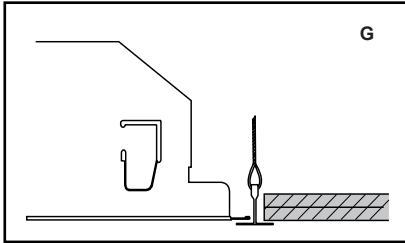
* All dimensions are in inches (millimeters).

* This size chart is an exact value without calculating margins. It is recommended to open it with a margin of about 1/4".



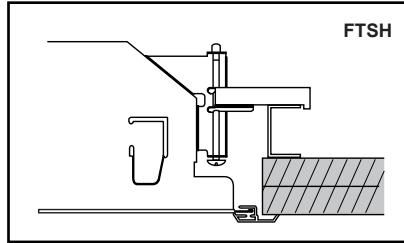
FLANGE KITS AND MOUNTING OPTIONS

MOUNTING OPTIONS



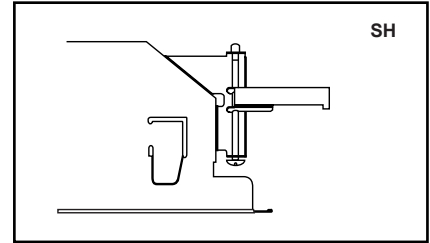
LAY-IN GRID:

- Grid "T" ceiling type in which the supports are suspended directly from the building structure in a grid. Lighting fixtures lay into a grid "T" suspended ceiling.
- For lay-in installation in exposed grid ceilings.



OVERLAPPING FLANGE:

- For Hard ceiling, tile, plaster or plater board ceilings.
- Overlapping flanged extruded aluminum trim with swing-gate hanger suspension included.



SWING-GATE HANGER:

- Fixture is supported from concealed suspension, includes adjustable wing hangers.
- Swing-gate hanger suspension system.

FTSH

CEILING OPENING

Series	Size	Width	Length
FTSH	1' x 2'	11-15/16" (303mm)	24-11/16" (627mm)
	1' x 4'	11-15/16" (303mm)	48-1/2" (1232mm)
	2' x 2'	24-1/8" (613mm)	24-3/4" (628mm)
	2' x 4'	24-1/8" (613mm)	48-1/2" (1232mm)

OVERALL FLANGED FIXTURE

Series	Size	Width	Length
FTSH	1' x 2'	13-9/16" (344mm)	25-19/32" (650mm)
	1' x 4'	13-9/16" (344mm)	49-1/2" (1257mm)
	2' x 2'	25-11/16" (652mm)	25-3/4" (654mm)
	2' x 4'	25-3/4" (654mm)	49-29/64" (1256mm)

* All dimensions are in inches (millimeters).

* This size chart is an exact value without calculating margins. It is recommended to open it with a margin of about 1/4".

FLANGE KITS AND MOUNTING OPTIONS

FTSH

